

Estimated Reading Time: 18 minutes

In an era dominated by technology and AI, the traditional text-based CV is no longer sufficient to truly represent a candidate's potential. The article introduces the concept of the video CV, a revolutionary approach to showcasing skills, personality, and motivation. By comparing text-based CVs with video CVs and discussing the influence of AI in recruitment, the article provides a comprehensive understanding of this new trend. Through case studies, expert insights, and practical tips, readers will discover how to create an effective video CV for a competitive job market.

Dr. Javad Zarbakhsh, Cademix Institute of Technology



I. Introduction

The traditional text-based CV has been a mainstay in job applications for a long time. But in our modern world, things are changing. We now have something called a video CV. This Introduction will explain what it is, how it's different from the old CVs, and why it matters today.

Definition of Video CV

A video CV is a short video about yourself. In it, you talk about your qualifications, your experience, and the soft skills that make you unique. It's a bit like the paper CV but in video form. The video CV is usually a few minutes long. It lets you talk directly to the person who might hire you. You can show them how you speak, how confident you are, and how creative you can be. It's a new and exciting way to show who you are.

Comparison with Traditional Text-Based CVs

Traditional text-based CVs are still widely used. They list your education, work experience, and skills. But they can't show your personality or how you communicate. The video CV does that. It allows you to connect with the viewer in a more personal way. The difference is like reading a book about someone and actually meeting them. With the video CV, the employer gets to meet you even before the interview. It makes you stand out from other candidates.

Introduction to the Shift towards Multimedia CVs

People are starting to use multimedia CVs more and more. It's not just a passing trend. It's happening because recruiters and job seekers are changing. We live in a digital age. We use technology all the time. The video CV fits right into this new world. It shows that you know how to use modern communication tools. It also proves that you can adapt to new ways of doing things. That's why multimedia CVs like the video CV are becoming important.

New Challenges in Recruitment with the Rise of AI-Generated Text CVs

Today, some people use AI to make their text CVs. AI can make a CV look very professional. But this can also be a problem. Sometimes, a CV looks so good that it doesn't really match the person's true skills. This makes it hard for recruiters to pick the right candidates. The video CV solves this problem. It lets the recruiter see the real person behind the CV. It's harder to fake a video CV with AI, though it maybe possible in the future as well. So, for now it helps the recruiter make a better decision.

In the following chapters, we will explore more about the video CV. We will look at why it's becoming so important, especially in Europe. We will also give you tips on how to make your own video CV. If you're looking for a job or applying to a university, this could be the key to success. Let's dive in and learn more about this exciting new trend!

II. The Necessity of Video CVs in Recruitment

The shift towards video CVs is not happening without reason. This chapter will explore the problems with text-based CVs and how video CVs can be a solution. We will look at this from several different points of view, including recruiters, hiring managers, and universities.

Problems with Text-Based CVs

Text-based CVs have been used for many years. They are clear and easy to read. But they also have problems. First, they only show your education and work experience. They can't show your personality or how you communicate. Second, with the rise of AI, many CVs now look the same. People can use AI to make their CVs look professional. This makes it hard for recruiters to find the real talents. Text-based CVs can also be misleading. Sometimes, they make a person look more skilled than they really are. These problems make it hard to find the right candidate for a job or university.

Perspective of HR and Hiring Managers

From the view of HR and hiring managers, the problems with text-based CVs are big. Imagine having to look at hundreds of CVs that all look the same. It's hard to tell who is really qualified. Sometimes, a person who looks great on paper is not so great in person. This is frustrating for hiring managers. They spend a lot of time and effort, only to find out they picked the wrong person. Video CVs can help with this problem. They let the hiring manager see and hear the candidate. This gives a better idea of who the person really is.

University Admissions

Universities face similar problems. Many students have great text-based CVs. They have good grades and lots of activities. But sometimes, this is not enough to tell if a student is a good fit. A student who looks good on paper might not be the right one for the university. This can lead to problems later on. Video CVs can help here too. They let the admissions team see the real student. They can see how the student speaks and thinks. This makes it easier to find the right students for the university.

Introduction of Video CVs as a Solution

So, what's the solution to these problems? Video CVs can be the answer. They show more than just words on a page. They show you, the real person. Video CVs let recruiters see how you communicate. They can see your confidence and creativity. This is important for recruitment. It helps them make better decisions. It's also good for you, the job seeker.

A video CV can make you stand out from others. It can show why you are the right person for the job or university. In a world where AI is changing how we do things, video CVs bring back the human touch. They put you at the center of your job application. Also they make you more than just a list of skills. They make you a person with dreams, goals, and talents. This is why video CVs are becoming a key part of recruitment, selection criteria, and job applications today.

Later in this article, we will explore how video CVs are used in different parts of the world, especially in Europe. We will also look at how you can make your own video CV. This information will help you understand why video CVs are so important and how you can use them to succeed. So, let's keep learning and find out how video CVs can help you reach your dreams!

III. Importance of Video CVs in Europe

The adoption and importance of video CVs are not uniform across the world. In Europe, there's a growing interest in this format that contrasts with the approach taken in North America. In this chapter, we'll explore these differences and what they mean for job seekers and students looking to study abroad.

Comparison between Europe and North America

In North America, CVs and resumes tend to be concise and devoid of personal details like photographs. They focus on qualifications, skills, and achievements. However, Europe often values a more comprehensive and personal approach. Video CVs align with this cultural difference. A video CV allows a candidate to display personality and soft skills, critical aspects in European recruitment.

Details and Photographs in European CVs

European CVs often include a photograph and sometimes even more personal details. This can be seen as an extension of a cultural preference for understanding the person behind the qualifications. A video CV takes this a step further, providing a dynamic glimpse into the candidate's personality, communication style, and other soft skills. This is more than just a trend; it's a reflection of a broader cultural value on personal connection and authenticity within the European workplace or academic institution.

Cultural Considerations and Trends

Understanding the cultural norms in Europe can be crucial for international job seekers or those looking to study abroad. The emphasis on personal connection, the importance of soft skills, and the trend towards authenticity are all part of a shifting landscape in recruitment and admissions. Video CVs are becoming more common not just because of technology but also because of these underlying cultural values.

The movement towards video CVs in Europe also shows a broader shift in how people are hired or admitted into study programs. It's not just about what you have done, but who you are and how you present yourself. This includes being aware of cultural norms, such as the expectation for more personal details in a CV or the importance of being authentic and genuine in your presentation.

For those looking to work or study abroad in Europe, understanding these trends and cultural considerations is essential. The growing importance of video CVs in Europe reflects a cultural emphasis on the whole person, not just qualifications on paper. It's about who you are, how you communicate, and how you fit into the broader culture. Keywords like work abroad, study abroad, CV, resume, and Europe are all connected to this shift.

By recognizing these trends, you can better prepare yourself for success in Europe's competitive job or academic market. In the next chapter, we will delve into how to create an impactful video CV, focusing on elements like personal introduction and motivation, and we'll provide specific tips tailored to various fields, including engineering and the arts. Whether you're an international applicant or a local European job seeker, understanding the importance of video CVs and how to leverage them effectively can set you on the path to success.

IV. Role of Mentors and Career Advisors in Video CV Creation

Creating a video CV is a complex task that requires careful planning, creativity, technical skills, and strategic thinking. For those new to video production or uncertain about how to showcase themselves in this format, the guidance and support of a mentor or career advisor can be invaluable. In this chapter, we'll explore the complexity of creating a video CV, the crucial role that mentors and career advisors play, and specific programs that can assist you, such as the [Cademix Career Autopilot Program](#).

Complexity of Creating a Video CV

Crafting a video CV is not merely about recording a short introduction about yourself; it's a multifaceted project that involves brainstorming, scripting, filming, editing, and more. From choosing the right setting and attire to ensuring that the video aligns with the target job or study program, there are many details to

consider. It's a combination of storytelling, visual appeal, technical execution, and personal branding. All of these elements make the process of creating a video CV quite complex.

Importance of Mentors and Career Advisors

Given the intricate nature of creating a video CV, having a mentor or career advisor to guide you can be essential. They can assist you in understanding what employers or admissions panels are looking for, help you articulate your strengths and achievements, and provide feedback on your presentation style. They can also help you navigate the technical aspects of video creation, from the initial concept to the final editing. The support and insight from an experienced professional can make the difference between a video CV that resonates with viewers and one that falls flat.

Cademix Career Autopilot Program and Others

Programs like the Cademix Career Autopilot Program take mentorship a step further by integrating the creation of video CVs into their acceleration process. They provide tailored guidance and support to help you produce a series of video CVs for different applications, ensuring that each one is targeted and effective. Such career acceleration programs also provide the structure and resources to help you understand the trends and expectations in the job market, particularly in fields that value practical skills like engineering, art, and music.

Creating a video CV is a nuanced and multifaceted task. It's more than just standing in front of a camera; it's about conveying who you are, what you've accomplished, and what you can bring to a potential employer or academic program. The guidance of mentors and career advisors, whether through individual consultations or structured programs like the Cademix Career Autopilot Program, can provide the insights, feedback, and support you need to create an impactful video CV. Keywords such as mentorship, career advisor, and acceleration programs highlight the connections and resources available to help you stand out in the competitive international job market.

In the upcoming chapters, we will take a closer look at the video elements and production pipeline and procedures, delving into the practical aspects of creating a professional and engaging video CV. This includes everything from idea generation to final output analysis, offering a comprehensive guide for those looking to create a video CV that truly shines.¹

V. Creating a Video CV: Essential Elements

A video CV is a powerful tool that can give you a competitive edge in the job market, but it requires careful planning and execution to be effective. Here we explore the essential elements that make up a persuasive video CV, including personal introductions, tailoring content for specific employers, and considering the needs of international applicants.

Personal Introduction and Motivation

Your video CV should begin with a concise personal introduction that gives viewers a glimpse into who you are. This is your opportunity to show personality, passion, and motivation. A compelling introduction sets the tone for the entire video and helps the viewer connect with you on a personal level. It's essential to articulate not only what you've done but also why you do it. Express your goals, interests, and what drives you in your

career.

Tailored Content for Employers or Career Targets

Unlike a generic CV, a video CV allows you to tailor your content for specific employers or career targets. Emphasize the skills and experiences that align directly with the position or industry you are targeting. A personalized touch can show your genuine interest in the opportunity and demonstrate that you have done your homework about the company or field. Make clear connections between your abilities and the requirements of the role.

International Applicants and Their Needs

For international applicants looking to study or work abroad, a video CV presents a unique set of challenges and opportunities. Language skills, cultural nuances, and specific regional expectations must all be taken into consideration. However, it also provides a chance to demonstrate your communication skills and global mindset. Use the video format to highlight experiences or competencies that set you apart as an international candidate, while keeping in mind the expectations and preferences of the target country or region.

Creating a video CV is not a one-size-fits-all process. By understanding the essential elements, such as personal introduction, tailored content, and international considerations, you can craft a video CV that resonates with your target audience. Keywords like CV, resume, job application, international, and career underscore the importance of creating a video CV that aligns with your unique goals and the expectations of potential employers.

VI. The Video Production Pipeline

Producing a video CV involves several stages, each requiring careful thought and execution. From idea generation to color correction, this chapter will guide you through the entire video production pipeline, providing insights into both professional and DIY approaches.

Idea Generation, Storyboard Creation, Scene Design

- **Idea Generation:** Before you start filming, you'll need a clear concept. Consider what you want to communicate, who your audience is, and how you can best convey your message.
- **Storyboard Creation:** A storyboard is a visual representation of your video, outlining the key scenes and transitions. It helps ensure that your story flows smoothly and that all essential points are covered.
- **Scene Design:** Your choice of location, props, and background can set the tone for your video CV. Whether you opt for a professional studio or a DIY setup, ensure that the scene complements your message and presents you in the best light.

Recording, Composing, Color Correction

- **Recording:** Quality recording is essential for a professional-looking video. Consider factors like lighting, sound, camera angles, and body language.
- **Composing:** Editing your video involves piecing together different shots, adding transitions, and possibly incorporating music or sound effects. Composing brings your story to life.
- **Color Correction:** Adjusting the color balance can enhance the overall look and feel of your video,

making it visually appealing. Professional tools or simple software can achieve this effect.

Professional vs. DIY Approaches

Depending on your budget and needs, you may choose to work with a professional videographer or take a DIY approach. Professionals bring expertise and high-quality equipment, while a DIY approach offers flexibility and personalization. Either way, understanding the entire pipeline helps you create a video CV that reflects your strengths and makes a lasting impression.

The video production pipeline for creating a video CV is complex but manageable with careful planning and understanding of each stage. Whether you choose a professional or DIY approach, knowing the steps involved helps you create a video CV that showcases your skills and personality. Keywords like video CV, video production, composing, and scene design highlight the intricacies and decisions involved in crafting a video CV that stands out in the crowded job market.¹

VII. Tips and Tricks for an Optimum Video CV

Creating an impactful video CV involves more than just talking about your qualifications. It's about conveying your unique skills and personality in a compelling way. In this section, we'll explore how to structure the video CV and focus on practical skills, along with essential technical aspects such as lighting, audio, and duration.

Structuring the Video CV, Emphasizing Practical Skills

When creating a video CV, it's crucial to have a clear structure that guides the viewer through your story. Here's how to achieve that:

- **Introduction:** Begin with a concise introduction that sets the tone and grabs attention.
- **Body:** Emphasize practical skills that demonstrate your hands-on experience and ability to apply knowledge. Provide examples of your work, and if possible, show visual evidence.
- **Conclusion:** Sum up the key points and leave the viewer with a strong impression of your capabilities.

Emphasizing practical skills can give you a competitive edge by providing tangible proof of your abilities. It allows you to go beyond mere words and visually showcase what you can do.

Technical Aspects: Lighting, Audio, Duration

Creating a professional-looking video CV requires attention to technical details. Here's what to keep in mind:

- **Lighting:** Proper lighting enhances the visual quality of your video. Natural light or well-placed artificial lighting can make a significant difference.
- **Audio:** Clear audio is crucial. Invest in a good-quality microphone or ensure that your environment is quiet and echo-free.
- **Duration:** Keep your video CV concise. Aim for a duration that holds attention but doesn't overwhelm, typically between 2-3 minutes.

By paying attention to these technical aspects, you can create a video CV that is not only informative but also visually and audibly pleasing.

VIII. Specific Fields That Would Benefit from Video CVs

Video CVs aren't only for creative professions. Various fields can benefit from this innovative approach to showcasing skills and qualifications. Let's explore how different fields can leverage video CVs, along with specific case studies.

Engineering, Art and Design, Music and Performance

- **Engineering:** For engineers, video CVs offer an opportunity to demonstrate technical skills, such as creating models, working in the lab, or collaborating on projects.
- **Art and Design:** Artists and designers can use video to present their portfolios, explain their creative process, and highlight their unique style.
- **Music and Performance:** Musicians and performers can showcase their talents through live performances or clips, providing a dynamic view of their artistry.

Certainly! Here's an update focusing on candidates from developing countries in the Middle East, Africa, or India, emphasizing their local advancements, awareness of global technologies, and the contextual realities of their countries:

Case Studies

A Mechanical Engineer from India

Imaginary Person: Rajesh Kumar Sharma, a Mechanical Engineer with a focus on Renewable Energy

Brainstorming with Mentor:

Rajesh and his mentor choose to highlight a local renewable energy project that Rajesh led, juxtaposing the technologies used locally with advancements in Europe.

Scene Preparation:

Rajesh sets up the filming in the renewable energy plant he helped design, capturing different energy production stages.

Camera and Light Details:

He uses natural sunlight and auxiliary lights to ensure clarity, setting the camera to showcase the technologies involved.

Sample Script:

"Namaste, I'm Rajesh Kumar Sharma, a Mechanical Engineer specialized in renewable energy. I hold a Master's degree from the Indian Institute of Technology and have worked with Reliance Industries on various energy projects. Let me show you a recent project I completed, using local resources and know-how. While we may not have access to some European technologies, our innovation has..."

An Agricultural Engineer from Africa

Imaginary Person: Nia Abena Mensah, an Agricultural Engineer from Ghana

Brainstorming with Mentor:

Nia and her mentor decide to highlight her work in modernizing traditional farming practices, acknowledging the differences between her region and more advanced technologies in Europe.

Scene Preparation:

Nia prepares the farm scene to demonstrate the integration of modern technology with traditional techniques.

Camera and Light Details:

Natural light is supplemented with extra soft lighting to highlight specific tools and methodologies.

Sample Script:

"Hello, I'm Nia Abena Mensah, a graduate in Agricultural Engineering from the University of Ghana, with experience in modernizing traditional farming. Though our technologies may differ from those in Europe, we've made significant advancements. Allow me to walk you through a project that illustrates our progress and my skills in bridging traditional and modern methods..."

An Art Painter from the Middle East

Imaginary Person: Farid Naseri, an Iranian Contemporary Artist

Brainstorming with Mentor:

Farid and his mentor decide to showcase his art that reflects the culture and history of Iran, emphasizing the blend of traditional and modern techniques.

Scene Preparation:

Farid arranges his studio to display art that tells a cultural story, with a backdrop of his tools and works in progress.

Camera and Light Details:

Soft artificial lighting is used to create mood, with focused lighting on specific pieces of art.

Sample Script:

"Hello, Salam, I'm Farid Nasri, an Iranian artist with a Bachelor's in Fine Arts from the University of Tehran. My work is rooted in our rich cultural heritage, combined with contemporary techniques. I'd like to show you how I merge these worlds to create unique pieces. Even though we face certain limitations compared to European studios, our creativity flourishes..."

These case studies highlight the resilience, creativity, and innovation present within developing regions. By emphasizing local advancements and contextual awareness, candidates from these regions can create video

CVs that offer a genuine and engaging insight into their work, their environment, and their unique perspectives. The comparison with European technologies not only acknowledges the global landscape but also underscores their ability to innovate and excel within their context.

IX. Impact of Technology and AI

Artificial Intelligence (AI) has become a driving force in many sectors, including recruitment. Today, AI can screen resumes, evaluate candidates based on pre-set criteria, and even conduct preliminary interviews. While this accelerates the hiring process, it may overlook human nuances, creativity, and adaptability.

Competition with AI-Generated Applications

With the rise of AI-generated applications, candidates are now not only competing against each other but also against computer-generated profiles. These machine-generated applications can be tailored to meet the exact requirements of a job description. To stand out, candidates must showcase their human skills, personality, and unique approach that an AI system may not capture.

Necessity to Showcase Human Skills

Video CVs provide an opportunity to demonstrate human skills that AI cannot replicate. Be it leadership, creativity, empathy, or problem-solving, a well-crafted video CV can offer a vivid picture of the candidate's capabilities. It allows applicants to exhibit how they think, operate, and adapt, qualities essential in the modern workplace but often invisible in text-based resumes.

X. Conclusion

The emergence of video CVs marks a significant shift in the way candidates present themselves. By combining visual storytelling with traditional resume content, video CVs offer a richer and more engaging portrayal of one's career and personality.

Recap of the Importance and Benefits

Video CVs bridge the gap between the traditional application process and the demands of a tech-savvy world. They allow candidates to showcase their skills, experiences, and individuality in a way that resonates with modern employers.

Future Outlook and Trends

As technology advances, video CVs are likely to become more sophisticated and commonplace. The integration of augmented reality (AR), virtual reality (VR), and interactive elements will further elevate the experience, offering innovative ways for applicants to present themselves.

Encouragement to Embrace the Trend

Embracing video CVs is not just a trend but an investment in one's career. By adapting to this new format,

candidates prepare themselves for the future of recruitment, ensuring they remain competitive and aligned with industry demands.

XI. Additional Resources

For those interested in creating a compelling video CV, various tools and professional services are available. Here are some resources that can assist in the process:

Links to Tools, Templates, and Samples

- **Video Editing Tools:** Tools like Adobe Premiere Pro, Final Cut Pro, or even free alternatives like HitFilm Express and Inshot for mobile can help in creating professional-looking video CVs.
- **Templates:** Various online platforms offer customizable video CV templates, simplifying the creation process.
- **Samples:** Online repositories with sample video CVs can provide inspiration and guidance for those new to this format. You may consult with your mentor to find relevant YouTube videos.

Professional Services for Video CV Production

For those looking for professional assistance, several production companies specialize in video CVs. Collaborating with these experts can result in a polished, high-quality product that aligns with one's career goals and industry standards. If you are a member of an acceleration program, you may have access to wider range of expertise and information.

By leveraging these resources, candidates can create engaging and effective video CVs, setting themselves apart in the competitive job market, and staying ahead in an era increasingly influenced by technology and AI.

People also visited:



Workplace Probationary
Period in Europe: 2024
Update Guide for
International Job Seekers



Prescription Contact Lenses: Choosing the Right Fit for Your Vision Needs



EU GREEN DEAL AND COMPARISON WITH INDIAN STANDARDS




Designing an Exhibition Stand - The basic Ideas



Mastering Camera Shots for Impactful Video CVs and Educational Content



Interior Design Consultation with SketchUp as a Tool for Enhanced Client



Growing in Sawdust: Alternative Planting Medium in Vertical Farming



Improving Communication Skills with GPT-4o: Applications for Real-Time Personal and Professional Gro...



Comparing Industrial Machinery Manufacturing Iran and Germany's Food Processing



Agile Project Management in Refineries Overhaul



3D Rendering in Real Estate Sector



Pre Reg Optometrist Jobs:
A Comprehensive Guide for
Aspiring Optometrists



**Revolutionizing
Logo Design**
The Creative Power of AI


Revolutionizing Logo
Design: The Creative Power
of AI



Spare Parts Management
in Refinery



Moody Lenses: Stylish and
High-Quality Contact
Lenses



3D Printing in Medical
Industry



LensCrafters Eye Exam:
Comprehensive Care for
Your Vision Needs



Best Contacts for Dry Eyes:
Top Choices for Optimal
Comfort




Comprehensive Guide to
Resume Template
Download: How to Find,
Download, and Customize
for Job Applic...




The Importance of Sustainable Business in Today's World



From India to a Research Position in Berlin



Everything You Need to Know About Contact Lenses



Introduction to Computer-Aided Design: Exploring the Basics with TinkerCAD and FreeCAD



RX Safety Glasses: Protecting Your Vision with Style and Function