

Estimated Reading Time: 5 minutes

Creating an impressive resume is crucial in the job search process. This comprehensive guide will help you understand how to choose, download, and customize various resume formats specifically designed for job applications.

Related Keywords: resume format for job, best resume format for job, professional resume format for job, modern resume format for job, creative resume format for job, job application resume format, customizable resume format for job, resume layout for job, CV format for job



Introduction

A well-designed resume format can make a significant difference in how you present your skills and experience to potential employers. With numerous resume formats available, it's easier than ever to create a professional document tailored to your job application needs. This article explores different types of resume formats for job applications, their benefits, and tips on selecting and customizing the right one for your needs.

Benefits of Using Resume Format for Job Applications

Professional Appearance

Using a professionally designed resume format ensures your resume looks polished, which can help make a strong first impression on potential employers.

Customization Options

Downloaded resume formats are highly customizable, allowing you to adjust fonts, colors, layouts, and content to suit your personal style and job application requirements.

Time Efficiency

Using a pre-designed resume format saves time compared to creating a resume from scratch, allowing you to focus on tailoring the content to the job you are applying for.



Types of Resume Formats for Job Applications

Chronological Resume Format

This format lists your work experience in reverse chronological order, starting with your most recent job.

Advantages:

- Highlights career progression and stability.
- Preferred by employers and ATS (Applicant Tracking Systems).

When to Use:

- When you have a consistent work history.
- When applying for positions in traditional industries.

Example Template:

- [Microsoft Word Chronological Resume](#)

Functional Resume Format

This format focuses on skills and qualifications rather than work history.

Advantages:

- Emphasizes skills over job titles.
- Useful for career changers or those with gaps in employment.

When to Use:

- When you have diverse skills relevant to the job.
- When you are changing careers or re-entering the workforce.

Example Template:

- [Hloom Functional Resume](#)



Combination Resume Format

This format blends the chronological and functional formats, highlighting both skills and work history.

Advantages:

- Balances skills and experience.
- Offers flexibility in showcasing your strengths.

When to Use:

- When you want to highlight both skills and a stable work history.
- When applying for senior or specialized roles.

Example Template:

- [ResumeGenius Combination Resume](#)

Creative Resume Format

This format includes design elements like color accents, icons, and non-traditional layouts, suitable for creative industries.

Advantages:

- Visually engaging and unique.
- Highlights creativity and personal brand.

When to Use:

- When applying for jobs in design, marketing, or media.
- When you want to make a bold visual impression.

Example Template:

- [Canva Creative Resume](#)

Academic Resume Format

This format is detailed and focuses on academic achievements, research, publications, and teaching experience.

Advantages:

- Provides a comprehensive overview of academic qualifications.
- Structured to highlight research and publications.
- Suitable for academic and research roles.

When to Use:

- When applying for academic, research, or scientific positions.
- When you need to provide detailed information about your academic background.

Example Template:

- [Academia.edu Academic Resume](https://academia.edu)

How to Customize Resume Formats for Job Applications

Step-by-Step Guide

- 1. Choose a Resume Format:**
Select a resume format from a reputable source such as Microsoft Word, Canva, or ResumeGenius.
- 2. Download the Template:**
Follow the website's instructions to download the resume format to your computer.
- 3. Open the Template:**
Open the downloaded template in a compatible software such as Microsoft Word or Google Docs.
- 4. Customize the Layout:**
Modify the layout to fit your personal style. Adjust sections, headers, and fonts as needed.
- 5. Add Your Information:**
Fill in your personal information, work experience, education, skills, and other relevant sections.
- 6. Optimize for ATS:**
Ensure your resume is ATS-friendly by using standard fonts, avoiding graphics, and incorporating relevant keywords from the job description.
- 7. Save and Export:**
Save your resume in Word format (.docx) and export it as a PDF for easy sharing.

Tips for Creating an Effective Resume

Personalize Your Template

While templates provide a great starting point, ensure you customize them to reflect your personal brand and experience. Modify the design elements, fonts, and colors to make it unique.

Focus on Content

A well-designed template is important, but your resume's content is what will ultimately land you the job. Prioritize clear, concise, and relevant information over design.

Use Keywords

Incorporate keywords from the job description to help your resume get past Applicant Tracking Systems (ATS).

Quantify Achievements

Use numbers to quantify your achievements (e.g., "Increased sales by 20%," "Managed a team of 10 people").

Proofread Carefully

Ensure your resume is free of typos and grammatical errors. Consider having a friend or professional review it.



Additional Resources for Resume Format Downloads

Microsoft Office

Microsoft Office offers a variety of resume templates that are easy to customize. Simply search for “resume templates” in the template gallery.

Hloom

Hloom provides a wide range of free resume templates for Microsoft Word. You can download and customize these templates to suit your needs.

ResumeGenius

ResumeGenius offers professional resume templates for Word, along with a resume builder tool to help you create your resume.

Canva

Canva offers a range of free resume templates with various design options. You can customize these templates directly in Canva and download them as Word documents.

Novoresume

Novoresume provides modern and professional resume templates that are free to use. They also offer tips on

how to create an effective resume.

Conclusion

Using resume formats tailored for job applications can significantly enhance your job search. Whether you choose a chronological, functional, combination, creative, or academic format, ensure it aligns with your industry, career level, and personal brand. By customizing your template and focusing on strong content, you can create a compelling resume that stands out to potential employers.

For further assistance or a resume review, the [Cademix Institute of Technology](#) offers comprehensive career support. Join the [Cademix Career Autopilot program](#) to further boost your career prospects. Best of luck with your applications!

For more resources, visit the [Microsoft Office Templates](#) page or explore the [LinkedIn Resume Builder](#). If you need personalized support or a mock interview session, reach out to the Cademix Institute of Technology. Our Cademix Career Autopilot program offers comprehensive career support to help you succeed in your job search.

People also visited:



Mastering the Art of
Following-Up Job
Applications




The Evolution of Color Lenses: A Journey Through History and Fashion




Followers, Fame, and the Making of an Influencer



How to become a FEA Simulation Engineer from a CAD Design Engineer




Maximizing Productivity in
Hybrid Work Environments



Career Guidance Essentials
for International Students
and Graduates




5 Key Elements of Quality
Control Systems in
Electrical Engineering: A
Comprehensive Overview



Confidentiality during Job Training: A Guide for Employers

CEF Level	IELTS exam	Cambridge Exam
C2	7.5 +	CPE
C1	6.5 - 7	CAE
B2	5 - 6	FCE
B1	3.5 - 4.5	PET
A2	3	KET

European Language Proficiency Tests: CEF vs. IELTS and TOEFL



Techniques for Characterisation of Polymeric Nanoparticles: A Review



How to Become an Optometrist: A Comprehensive Guide for Job Seekers



Astigmatism Contacts: Understanding the Science and Technology Behind Vision Correction



Production of Lipstick




GPT-4o for Business:
Transforming Workflows
and Productivity



Integrating Minimalism and
Human-Centered Design in
Restaurant Interiors




Prescription Safety
Glasses: Ensuring
Protection and Clear Vision




Healthy Food Production
Challenges in Developing
Countries



The ABCs of Rental
Inquiries in Germany and
Austria: Effective
Communication Tactics
with Landlords



3D Printing in Medical
Industry



Cademix introduces a new career autopilot system for jobseekers, graduates and students




Streamlining the Recruitment Process with Chat-GPT: A Guide for HR Professionals



Mastering Job Interviews with AI and GPT-4: Tips and Techniques for Success



Optimizing Project Success:
Strategies for Effectively
Breaking Down Projects
into Tasks



Prescription Contacts:
Choosing the Best Options
in Europe