

Estimated Reading Time: 5 minutes

Creating an impressive CV that is also ATS (Applicant Tracking System) friendly is crucial in the job search process. This comprehensive guide will help you understand how to create, customize, and use various ATS-friendly CV templates to create a professional and compelling document for job applications.

Related Keywords: ATS-friendly CV templates, best ATS-friendly CV template, professional ATS-friendly CV template, modern ATS-friendly CV template, free ATS-friendly CV templates, job application ATS-friendly CV template, customizable ATS-friendly CV template, CV layout ATS-friendly, ATS-friendly resume format



Introduction

An ATS-friendly CV template is designed to be easily scanned by Applicant Tracking Systems, which many employers use to filter and rank job applications. This article explores different types of ATS-friendly CV templates, their benefits, and tips on creating and customizing the right one for your needs.

Benefits of Using ATS-Friendly CV Templates

Improved Visibility

An ATS-friendly CV is more likely to pass through the initial screening process and be seen by hiring

managers.

Higher Ranking

By optimizing your CV for ATS, you can improve your chances of being ranked higher in the system, increasing the likelihood of an interview.

Professional Appearance

ATS-friendly CV templates are designed to look professional while being easily parsed by ATS software.

Customization Options

Many ATS-friendly templates are customizable, allowing you to adjust fonts, layouts, and content to suit your personal style and job application requirements.

Types of ATS-Friendly CV Templates

Simple and Clean CV Template

This template is straightforward, with a clean layout that is easy for ATS software to scan.

Advantages:

- Easy to read and parse.
- Emphasizes key information.

When to Use:

- When applying for positions in traditional industries.

Example Template:

- [Microsoft Word Simple CV Template](#)

Chronological CV Template

This template lists your work experience and education in reverse chronological order, starting with your most recent job or degree.

Advantages:

- Highlights career progression and stability.
- Preferred by employers and ATS.

When to Use:

- When you have a consistent work and academic history.

Example Template:

- [Zety Chronological CV Template](#)



Functional CV Template

This template focuses on skills and qualifications rather than work history.

Advantages:

- Emphasizes skills over job titles.
- Useful for career changers or those with gaps in employment.

When to Use:

- When you have diverse skills relevant to the job.

Example Template:

- [Hloom Functional CV Template](#)

Combination CV Template

This template blends the chronological and functional formats, highlighting both skills and work history.

Advantages:

- Balances skills and experience.
- Offers flexibility in showcasing your strengths.

When to Use:

- When you want to highlight both skills and a stable work history.

Example Template:

- [ResumeGenius Combination CV Template](#)

One-Page CV Template

This template is concise and fits all the necessary information on one page, making it easy for ATS software to scan.

Advantages:

- Concise and to the point.
- Ideal for entry-level positions or internships.

When to Use:

- When you have limited work experience.

Example Template:

- [Canva One-Page CV Template](#)

How to Customize ATS-Friendly CV Templates

Step-by-Step Guide

- 1. Choose a CV Template:**
Select an ATS-friendly CV template from a reputable source such as Microsoft Word, Zety, or ResumeGenius.
- 2. Download the Template:**
Follow the website's instructions to download the CV template to your computer.
- 3. Open the Template:**
Open the downloaded template in a compatible software such as Microsoft Word or Google Docs.
- 4. Customize the Layout:**
Modify the layout to fit your personal style. Adjust sections, headers, and fonts as needed.

5. Add Your Information:


Fill in your personal information, work experience, education, skills, and other relevant sections.

6. Optimize for ATS:

Ensure your CV is ATS-friendly by using standard fonts, avoiding graphics, and incorporating relevant keywords from the job description.

7. Save and Export:

Save your CV in Word format (.docx) and export it as a PDF for easy sharing.



Read about “[Comprehensive Guide to Job CV Templates](#)” article.

Tips for Creating an ATS Friendly CV

Use Standard Fonts

Stick to standard fonts like Arial, Calibri, or Times New Roman, which are easily readable by ATS software.

Avoid Graphics and Tables

Graphics, tables, and complex formatting can confuse ATS software. Use simple text formatting instead.

Use Clear Headings

Use standard headings such as “Work Experience,” “Education,” “Skills,” and “Certifications” to help ATS software identify sections of your CV.

Incorporate Keywords

Incorporate relevant keywords from the job description throughout your CV to improve your chances of being ranked higher by the ATS.

Use Bullet Points

Use bullet points to list your responsibilities and achievements. This makes your CV easier to read for both ATS software and hiring managers.

Quantify Achievements

Use numbers to quantify your achievements (e.g., “Increased sales by 20%,” “Managed a team of 10 people”).

Proofread Carefully

Ensure your CV is free of typos and grammatical errors. Consider having a friend or professional review it.

Next Steps for Job Seekers

Creating an ATS-friendly CV is just the first step in landing your desired job. Here are some actionable steps you can take next:

Tailor Your CV for Each Job Application

Customize your CV for each job application by highlighting the skills and experiences most relevant to the specific role.

Write a Compelling Cover Letter

A well-crafted cover letter can make a strong case for why you are the perfect candidate. Tailor your cover letter to each job, emphasizing how your background aligns with the job requirements.

Prepare for Interviews

Research common interview questions and practice your responses. Consider scheduling mock interviews with a career counselor or trusted friend to build confidence.

Network Strategically

Leverage professional networking sites like LinkedIn to connect with industry professionals. Attend networking events, join relevant groups, and engage in discussions to expand your network.



Seek Professional Help

If you need personalized support, the Cademix Institute of Technology offers comprehensive career support, including CV reviews, mock interview sessions, and career coaching. Our Cademix Career Autopilot program can help you further boost your career prospects.

For more resources, visit the [Zety Resume Builder](#), [ResumeGenius Templates](#), or explore the [Indeed Career Guide](#). Reach out to the [Cademix Institute of Technology](#) for personalized support and join the [Cademix Career Autopilot program](#) to enhance your job search success. Best of luck with your applications!

People also visited:



Criticism in European
Business Culture



Open AI: Pioneering the
Future of Artificial
Intelligence



Eye Associates:
Comprehensive Eye Care
Services for Optimal Vision
Health



Eyeglass Lens
Replacement: A
Comprehensive Guide to
Benefits, Types, and
Considerations



Moody Lenses: Stylish and High-Quality Contact Lenses



Legal Careers in Europe: Opportunities for International Lawyers



A Guide to Germany's Biggest Cities: Where to Study, Work and Explore!



3D rendering in the
construction industry



Exploring Specsavers
Optometrist Jobs:
Opportunities,
Responsibilities, and
Benefits



Exploring Ophthalmology:
Comprehensive Eye Care
from Diagnosis to
Treatment



Acuvue Moist: The Ultimate Guide to Daily Comfort and Clear Vision




SDG - Personal Experience



The Comprehensive Guide to Finding the Best Eye Doctor



Design Home and
Apartment for Pandemic
Time



How to manage your
profession like a business



Why "I Hire Optometry"
Won't Get You the Job:
Effective Job Search Tips
for Optometrists




Comprehensive Eye Care:
A Complete Guide to
Maintaining Healthy Vision



Astigmatism Contacts:
Understanding the Science
and Technology Behind
Vision Correction



CooperVision Biofinity: A
Comprehensive Guide to
Premium Contact Lenses



Sustainable Interior Design
with the help of ArchiCAD



Career Development
Stages



Agile Project Management
in Refineries Overhaul



How do Ion-Selective Electrodes Regulate Diseases? A Comprehensive Review



Video CV: 2023 Strategic Approach to Stand Out in the Competitive Job Market